

# SPRINKLER CONTROL VALVE CABINETS

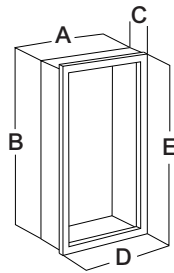
Sprinkler Control Valve Cabinets will accommodate sprinkler control assemblies and sprinkler control valves.

## STANDARD EQUIPMENT

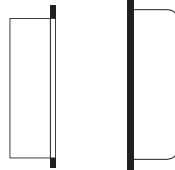
- 20 ga. box, 20 ga. tubular steel door with 18 ga. frame
- Continuous steel piano hinge
- White powdercoated finish
- Cam latch locking mechanism
- Custom white to match architect's selected paint color

## CABINET OPTIONS

- Optional 12" inside box depth.
- Door and Frame available in aluminum, stainless steel, brass or bronze.
- When optional materials are specified, recessed, semi-recessed and surface mounted cabinets are furnished with square edges.
- Red powder-coated finish available. When red finish is specified for door and frame, the box remains white, except for surface mounted
- Optional lettering - SPRINKLER CONTROL ASSEMBLY or FIRE SPRINKLER FLOOR CONTROL VALVES

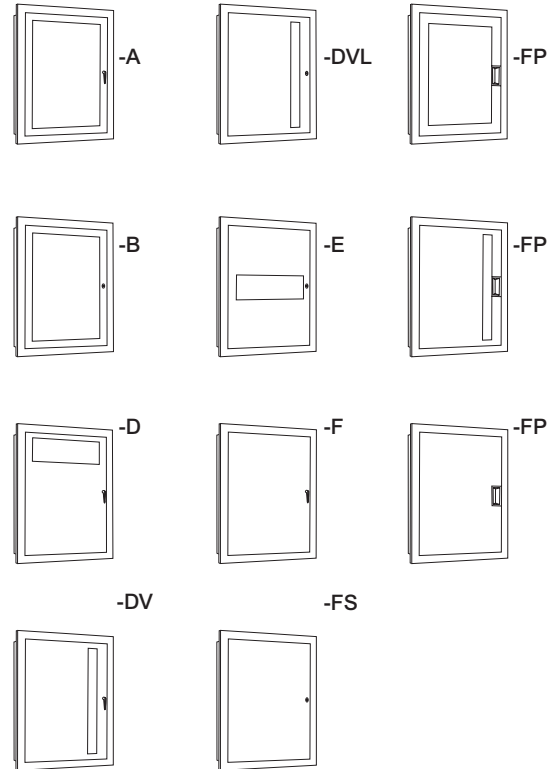


## TRIM STYLES



-Recessed      -Surface

## DOOR STYLES



## ORDERING INFORMATION

- Select cabinet model number
- Select cabinet door style
- Add prefix FRC- for Fire Rated Cabinet

Model	Trim	Trim Size	Inside Box Dimensions			Overall Frame		Wall Opening Required			FRC Wall Opening		
			A	B	C	D	E	Width	Height	Depth	Width	Height	Depth
1306	Recessed	5/8	30	40	10	33-3/4	43-3/4	31	41	10-1/2	32-1/4	42	11-1/8
1356	Surface	--	32	42	11-1/4	--	--	--	--	--	--	--	--
1508	Recessed	5/8	30	44	10	33-3/4	47-3/4	31	45	10-1/2	32-1/4	46	11-1/8
1558	Surface	--	32	46	11-1/4	--	--	--	--	--	--	--	--
1830	Recessed	5/8	24	24	10	27-3/4	27-3/4	25	25	10-1/2	26-1/4	26	11-1/8
1835	Surface	--	26	26	11-1/4	--	--	--	--	--	--	--	--